

Name:

Class:

Date:

Unit 3

1 Read and circle



- 1 Annie is *reading* / *drawing*.
- 2 Tommy is *watching TV* / *playing football*.
- 3 Kim is *playing* / *listening to music*.
- 4 Eric is *reading a story* / *playing on the computer*.
- 5 Emma is *writing* / *reading*.



STORYLINE 1 Photocopiable © Pearson Education

2 Listen and match

Name:

Class:

Date:

- | | |
|--------------------|---------------------|
| 1 Plucky is | writing. |
| 2 Eric is playing | watching TV. |
| 3 Tommy is drawing | listening to music. |
| 4 Annie is | tennis. |
| 5 Emma is | a chair. |
| 6 Kim is | reading a book. |

Name:

Class:

Date:

3 a) Read and circle  

Hi! I'm Fede. I ¹have / I'm eight. I ²have / I'm a brother.
I don't have a sister. ³Blue / Seven is my favourite colour.
Look! I'm ⁴listening to music / watching TV.



b) Now, write and draw  


Hi! I'm _____. I'm _____. I have _____.
I don't have _____. _____ is my favourite colour.
Look! I'm _____.


TEACHING NOTES

1 Read and circle

Focus: language awareness

- > First Ss should look at the icons and tell you what they have to do.
- > Ask Ss to do the activity orally before they put it in writing.
- > Check the answers on the bb.

1 Read and circle 



- Annie is reading / drawing
- Tommy is watching TV / playing football.
- Kim is playing / listening to music.
- Eric is reading a story / playing on the computer.
- Emma is writing / reading.


2 Listen and match

Focus: identification of actions in progress



CD TRACK 32

- > First Ss should look at the icons and tell you what they have to do.
- > Remind Ss of the rules for listening.
- > Play the recording and then check the answers on the bb.

2 Listen and match 

1 Plucky is	writing.
2 Eric is playing	watching TV.
3 Tommy is drawing	listening to music.
4 Annie is	tennis.
5 Emma is	a chair.
6 Kim is	reading a book.

3 a) Read and circle


Focus: language awareness

- > First Ss should look at the icons and tell you what they have to do.
- > Ask Ss to do the activity orally before they put it in writing.
- > Check the answers on the bb.
- > Ask Ss to account for their choices.


b) Now, write and draw


Focus: language awareness

- > First Ss should look at the icons and tell you what they have to do.
- > Ask Ss to do the activity orally before they put it in writing.
- > Have them read the sentences and tell you what is missing in each sentence. The text included in the previous activity may be used as a model text.
- > You can carry out an example on the bb with your personal information.
- > Once the activity has been checked, you can ask kids to make a clean copy on a separate sheet of paper and publish their texts. You can use the school or classroom board.

3 a) Read and circle 

Hil I'm Fede. I ¹have / I'm ²eight. I ³have / I'm a brother.
I don't have a sister. ⁴Blue / Seven is my favourite colour.
Look! I'm ⁵listening to music / watching TV.



b) Now, write and draw 

Hil I'm _____, I'm _____. I have _____.
I don't have _____. _____ is my favourite colour.
Look! I'm _____.